



Centralized Accounting and Payroll/Personnel System

Loading USPS & HR/Payroll Journals into CAPPS

Feb. 24, 2022

Overview – SR #19436

Uniform Statewide Payroll/Personnel System (USPS) is the online payroll and personnel system that processes payment information, which is then interfaced to CAPPS Financials. *CAPPS HR/Payroll* is a payroll job that interfaces data files from HCM to FIN. These jobs fail when incorrect data is sent, which requires updates to the *USPSXWLK System Code* table for missing Speed chart and Chart field values. SR 19436 addresses the need to create the Journals in CAPPS, update the TX_BATCH_INFO table with the Journal error information and to alert the agency users through a new Control-M job.

- This SR is for Alert Notifications for USPS & HR/Payroll Journals
- Requires an update to User Preferences (Alert Notification)
- New Control-M job processes Monday–Friday at 3:30pm
- Journal created with **N** Status (No Status; Needs to be Edited)

Process for Loading Failed Journals

- USPS & HR/Payroll Journals missing information on the USPSXWLK System Code table for the Speed chart Key or Chart field will be created in CAPPs.
- Error Messages will post to the PS_TX_BATCH_INFO table.
- Journals are created with a status of **N** (No Status; Needs to be Edited)
- Alert Notifications are submitted to the agencies for the journals.
- Users must review the Journals in Error and make the necessary updates in order to process the Journals.
- Users will dismiss the Alert Notification when the Journal has processed successfully.

Note:

- Agencies should determine which users should receive the Alert Notifications.
- Agency Level 1's no longer receive an SR email concerning the failures.

Missing Journal Information – System Code Table

- **Missing Speed chart configuration:** Please create/update entry in the USPSXWLK System Code table.
- **Invalid Chart field configuration:** Please create/update entry in the USPSXWLK System Code table.
- **System Code table navigation:**
 1. Select Financials.
 2. Select CAPPs Statewide.
 3. Select Statewide Setup.
 4. Select Systems Codes.
 5. Enter SetID (**XXX00**).
 6. Enter Code Table Identifier (USPSXWLK).

PS_TX_BATCH_INFO Table Update

- When the USPS or HR/Payroll jobs fail, the TX_BATCH_INFO table is updated with an Exception message.
- Create a query from this table to view journals that are in error using the following criteria:
 - SETCNTRLVALUE = Your Agency ID (**XXX00**)
 - SETID = Your Agency ID (**XXX00**)
 - TX_MODULE_NM = TX_USPS
 - TX_MESSAGE_TYPE = EXCP
 - TX_KEY1_DESC = TX_MISC_CODE_TBL
 - TX_KEY1_VAL = USPSWLK
- The query results are displayed the data fields and exception message.

Journal Created in N Status

- Journal is created with a Status of N (No Status; Needs to be Edited).

Employee Self Service **Create/Update Journal Entries**

Header **Lines** Totals Errors Approval

Unit Journal ID Date 01/18/2022 Errors Only

Template List Search Criteria Change Values Line 10

▼ Lines

Select	Line	Unit	Ledger	SpeedType	Account	Oper Unit	Fund	Dept	Program	Appn/PCA	Appn Year	Product	PC Bus Unit
<input type="checkbox"/>	1	30400	ACTUALS		70021		0001	2H9221	NA	12101	2022		
<input type="checkbox"/>	2	30400	ACTUALS		704X		0001	2H9221	NA	12101	2022		
<input type="checkbox"/>	3	30400	ACTUALS		7043		2000	NA	NA	19004	2022		
<input type="checkbox"/>	4	30400	ACTUALS		7040		0001	2E0030	NA	13101	2022		
<input type="checkbox"/>	5	30400	ACTUALS		7041		2000	NA	NA	19006	2022		
<input type="checkbox"/>	6	30400	ACTUALS		7032		2000	NA	NA	19005	2022		
<input type="checkbox"/>	7	30400	ACTUALS		7042		0001	2E0030	NA	13101	2022		
<input type="checkbox"/>	8	30400	ACTUALS		70021		0001	2E0030	NA	13101	2022		
<input type="checkbox"/>	9	30400	ACTUALS		7042		0001	2H9221	NA	12101	2022		
<input type="checkbox"/>	10	30400	ACTUALS		0045		0001	2H9221	NA	12101	2022		

Lines to add

▼ Totals

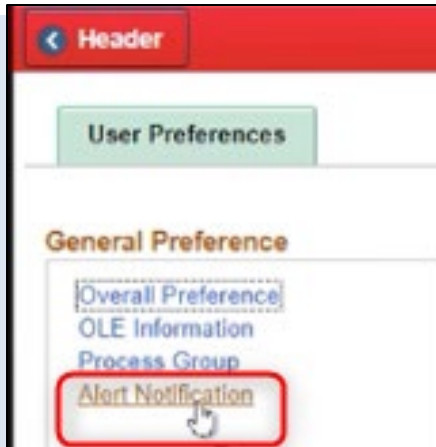
Unit	Total Lines	Total Debits	Total Credits	Journal Status	Budget Status
	18	1,505.170	1,505.170	N	N

User Preference – Alert Notification

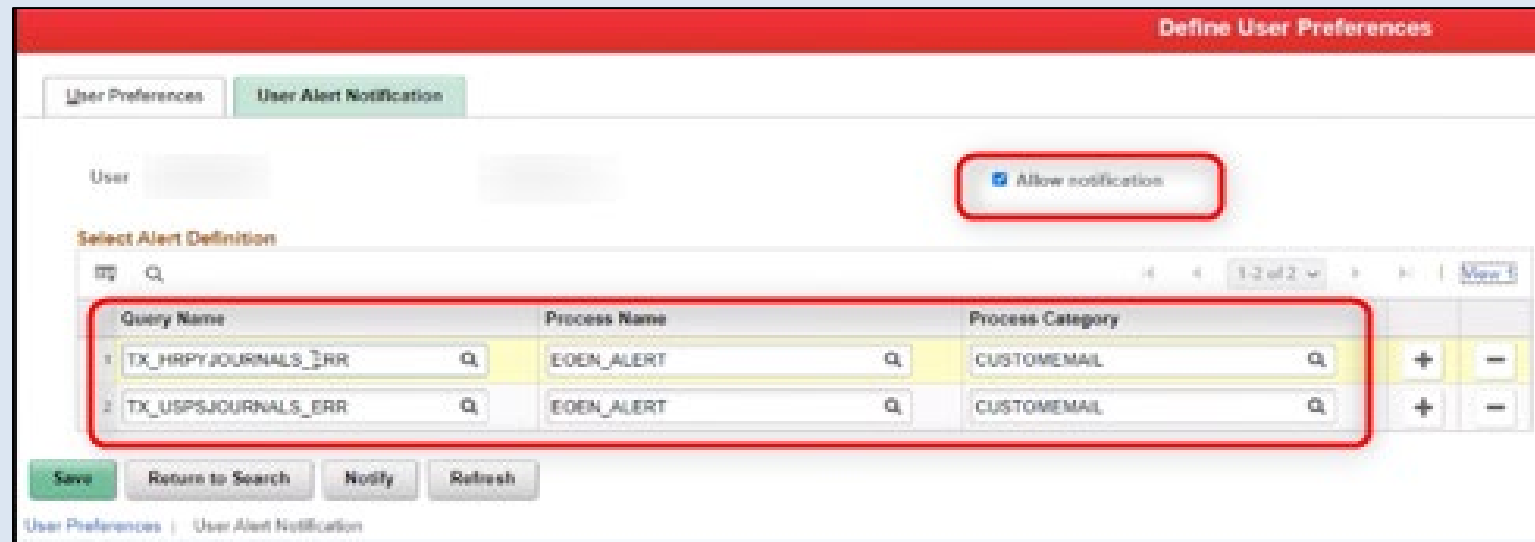
Service Request required for configuration via CAPPs Financials Production Support Team.

- Specify the:
 - User's Name
 - CAPPs ID
 - Query Name
- Alert Notification checkbox:
 - Select to submit Alert Notifications
 - Deselect to stop Alert Notifications
- Select Alert Definition:
 - Query Name — there are two Query Names for Journals:
 - a. TX_HRPYJOURNALS_ERR (HR/Payroll Journals)
 - b. TX_USPSJOURNALS_ERR (USPS Journals)
 - Process Name – EOEN_ALERT
 - Process Category – CUSTOMEMAIL

User Preference – Alert Notification Continued...



- Select the Alert Notification in the User Preference tab.
- Populate the fields for Alert Notifications.



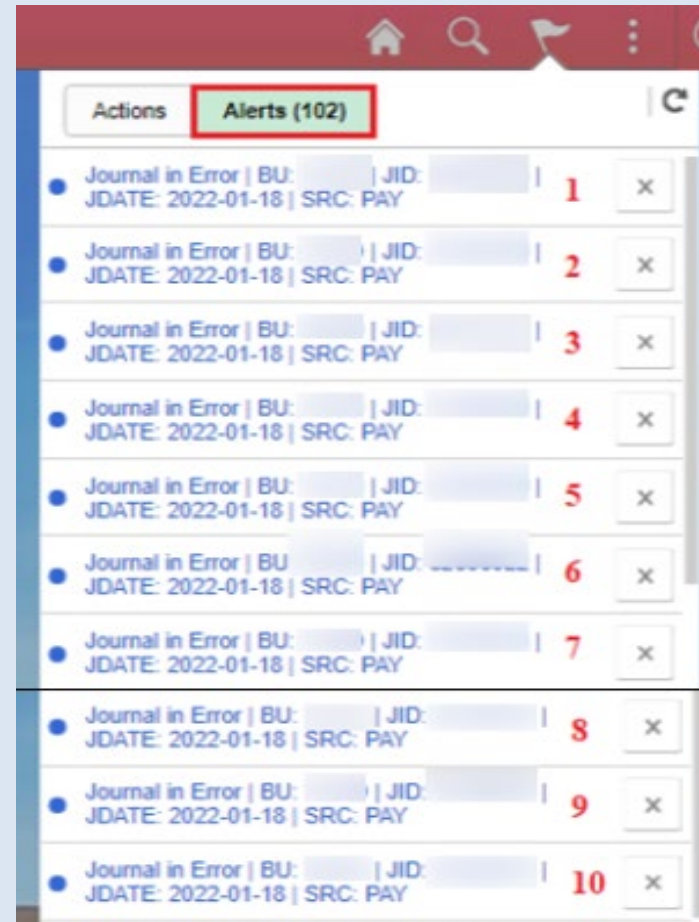
Alert Notifications

When the Journals are created that have an **N** status, an Alert Notification is submitted that displays the number of alerts received/waiting for review.



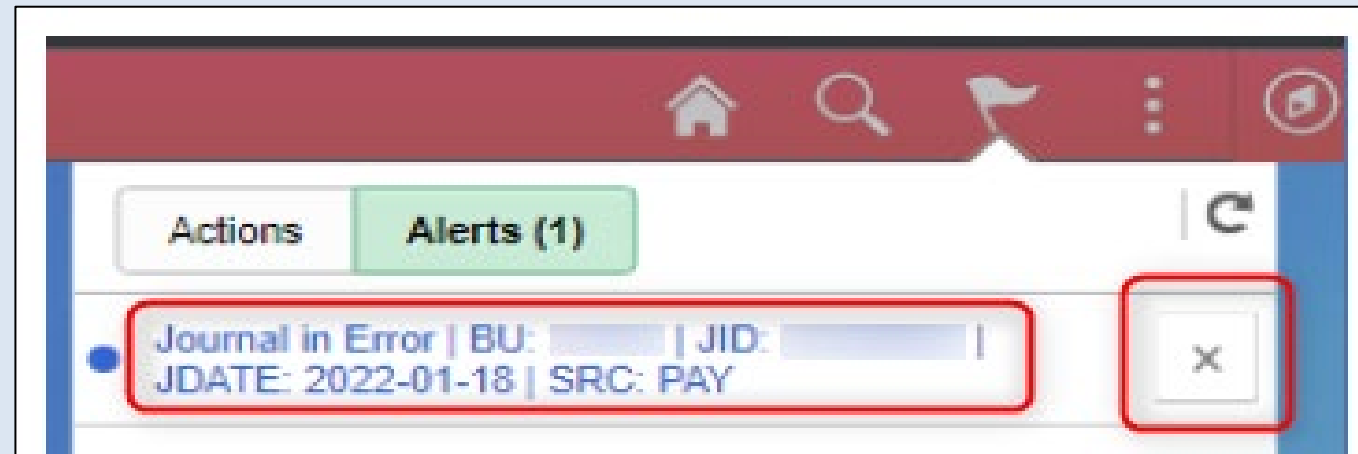
The Alert Notification displays the following fields:

- Business Unit (BU)
- Journal ID (JID)
- Journal Date (JDATE)
- Source (SRC)
- Ten (10) alerts display at one time



Alert Notifications Continued...

- The Alert Notification contains a **hyperlink** to access the Journal.
- Users should **Edit** (E – Journal has Errors) the Journal and then select the **Errors** tab to review the errors.
- Users should correct the Journal according to normal business processes by updating the USPSXWLK System Code tables for the **Speedchart Key** or **Chartfield Values**.
- After the Journal has been processed successfully (P – Posted), users should dismiss the Alert Notification by clicking the **X** button.



Review of the Process for Loading Failed Journals

- Submit an SR to update User Preference (Alert Notification) to receive Alert Notifications.
- USPS & HR/Payroll Journals missing information on the USPSXWLK System Code table will be created in CAPPs.
- Error Messages will post to the PS_TX_BATCH_INFO table.
- Alert Notifications process Monday-Friday at 3:30pm.
- Access the Journals for review and process as required.
- Update the USPSXWLK System Code table for the missing Speed chart and/or Chart field values as appropriate.
- Users will update and process the Journal to Post status.
- Users will dismiss the Alert Notification when the Journal has processed successfully
- UAT Date: 02/21/2022–03/04/2022; Production Date: 03/10/2022.



Centralized Accounting and Payroll/Personnel System

Thank You!

**Production Support
CAPPS Financials Team**

CAPPS.Help@cpa.texas.gov

512-463-2277